

OCULARC WALL WASHER – ME&SR48W

Surface Mounted Luminaires

WAC

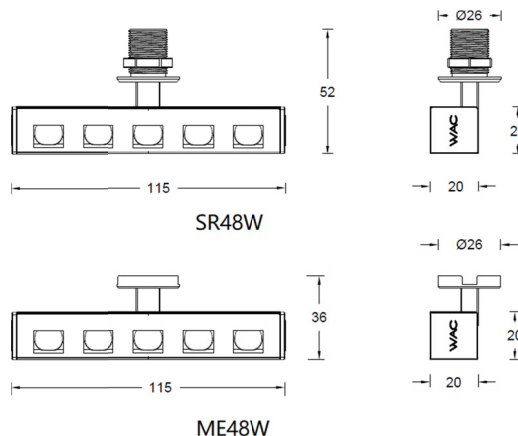
PROJECT:

TYPE:

Product Image



Line Drawing



Product Description

The Ocularc Wall Washer (hereinafter referred to as WW) series surface mounted lamps can be selected for either hole embedded installation or surface magnetic suction installation, making the lamps flexible and compact; Adopting WAC's leading optical technology, it can evenly wash and brighten the illuminated surface, meeting the needs of different application environments, and is widely used in exhibition cabinet spaces in museums and art galleries.

Product Features

- Body Material: Aluminum alloy die-casting
- Optical System: Lens
- Finish: Liquid paint, black (BK)
- Adjustable Angle: Horizontal 0°~360° tilt ; Vertical 0~90°tilt
- Accessories: /
- Certification: CQC
- IP Rating: IP20
- Insulation Level: Class III
- Operating Temperature: -20°C~40°C

Product Specifications

- Cut-out: SR48W: Ø 17
ME48W: Magnetic suction installation, steel surface needs to be installed in a suitable position on the display cabinet
- Ceiling Thickness: 1mm~1.5mm
- LED Type: HP LED
- LED Power: 6W (5*1.2W)
- Source Lm: 3000K 600LM; 4000K 630LM
- LED Lifetime: >50000h-L70 /B10-Ta25°C(LM-80/TM-21)
- CCT/CRI: 3000K/4000K/, Ra90
- SDCM: 3 SDCM
- Input: Constant current 400mA max (15VDC)
- Dimming: Determined by electrical appliances
- Net Weight: 0.1Kg without packing

Order Model

Model	LED	Dimming	Beam	CRI	CCT	Finish
ME48W	LD06 LED 6W	N Single wire	W Washer	9 90	30 3000K	BK Black
SR48W		M MTB			40 4000K	
Ocularc WW						
SR48W	LD06	N	W	9	30	BK

WAC Lighting
www.wacighting.com (US)
www.wacighting.com.cn (China)

Headquarters
44 Harbor Park Drive • Port Washington, NY
Phone (516) 515.5000 • Fax (516) 515.5050

WAC Lighting(Shanghai)
14,Lane 299, Bi Sheng Road, Shanghai 201204,China
Phone (86.21) 3393.3558 • Fax (86.21) 3362.1598

OCULARC WALL WASHER – ME&SR48W

Surface Mounted Luminaires

WAC

PROJECT:

TYPE:

Example: SR48WLD06-N-W930BK

Accessory

MTB-CABLE-1000-BK

ME/SR48WLD06-M Dedicated extension cable: used between MTB power splitter and ME/SR48WLD06-M series display cabinet lighting fixtures, with a total length of 1m and quick connect plugs at both ends



Notes: ME/SR48WLD06-M The length of the input wire for the original lighting fixture is about 0.5 meters.

The dedicated MTB power splitter and extension cable need to be ordered separately. (<http://www.waclighting.com.cn/products/detail/3147>).

4LD-350MA10D-LF-C

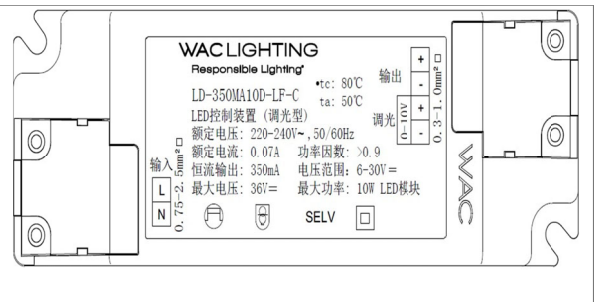
Special electrical appliances:

Input 220V~240V AC / 50Hz,

Output 350mA, (Power 5.3W), 6-30V;

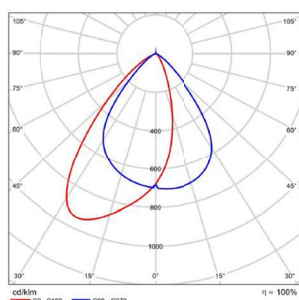
Supports 0-10V Dimming and can drive 1 display cabinet lights
(in series)

Dimensions (L * W * H): 121 * 41 * 22, mm



Note: The length of the input wire for the original ME/SR48WLD06-N lamp is approximately 0.5 meters. ME/SR48WLD06-N special electrical appliances need to be ordered separately, excluding cables.

LIGHT DISTRIBUTION@3000K LUMINAIRE DATA



MODEL:	SR48WLD06-N-W930
	ME48WLD06-N-W930
BEAM ANGLE:	Washer
POWER:	Excluding electrical appliances
LUMENS:	312lm
CBCP:	/
	52lm/W
EFFICACY:	(When the light source is 6W)