

LIGNE PRO - MODEL:OR140WL-11

Linear Luminaires

WAC

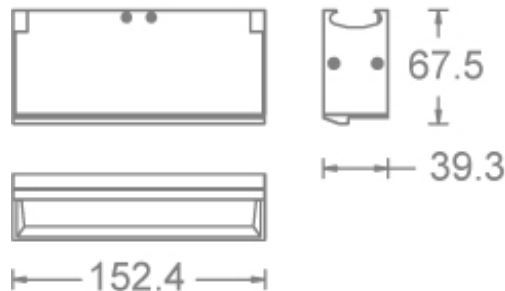
PROJECT:

TYPE:

Product Image



Line Drawing



Product Description

LIGNE PRO embedded linear wall washing lamps, the use of aluminum lamp body, the appearance of simple atmosphere beautiful. Use LED light source, high light efficiency, high display. The original optical system is used to ensure that there is no dark area on the top of the wall, and the wall is washed evenly, and it has a good anti-glare effect. Mainly suitable for public space, commercial, office, display lighting and other lighting applications.

Product Features

- Body Material: Aluminum alloy die-cast lamp body
- Optical System: Lens
- Finish: Electrostatic powder spraying
- Adjustable Angle: /
- Accessories: As attached
- Certification: CCC
- IP Rating: IP20
- Insulation Level: Class II
- Operating Temperature: -20°C~40°C

Product Specifications

- Cut-out: □171mm*52mm
- Ceiling Thickness: 5mm~25mm
- Shielding Angle: /
- LED Type: High Power LED
- Source Lm: 2700K 1331lm; 3000K 1375Lm
3500K 1430lm; 4000K 1485lm
- LED Lifetime: >50000h-L70 /B10-Ta25°C(LM-80/TM-21)
- CCT/ SDCM: 2700K/3000K/3500K/4000K, Ra90
- Color tolerance of light source: 3 SDCM
- Input: 220V~240V AC / 50Hz
- Dimming: ON-OFF/0-10V (must be tested for compatibility with the project site system in advance)
- Net Weight: 0.4Kg without packing

Order Model

Model	Comment	Power (W)	Driver	Beam	CCT	Reflector	Finish
OR140	WL Wallwash Trimless	11 11W	E ON-OFF	W Wall Wash	27 2700K	B Black	WT White
R Recessed mounting			D 0-10V		30 3000K	W White	
1 Series			Dimming		35 3500K		
40 Width					40 4000K		

Example: OR140WL-11E-W40BWT

LIGNE PRO - MODEL:OR140WL-11

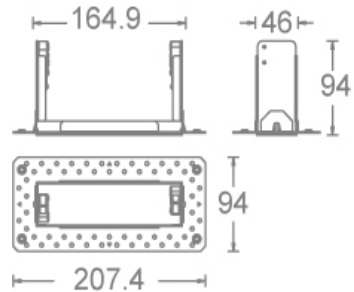
Linear Luminaires

WAC

PROJECT:

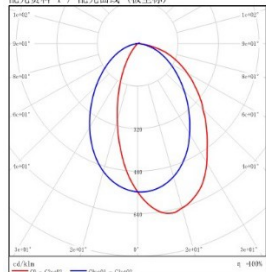
TYPE:

Attachment

Model number	specification	dimension
OR140DL-RC004	4 modules embedded	

LIGHT DISTRIBUTION@3000K LUMINAIRE DATA

配光资料 1 / 配光曲线 (极坐标)



MODEL:	OR140WL-11E-W40BWT
BEAM ANGLE:	/
POWER:	11.8W
LUMENS:	669lm
CBCP:	/
EFFICACY:	57lm/W

LIGNE PRO - MODEL:OR140WL-22

Linear Luminaires

WAC

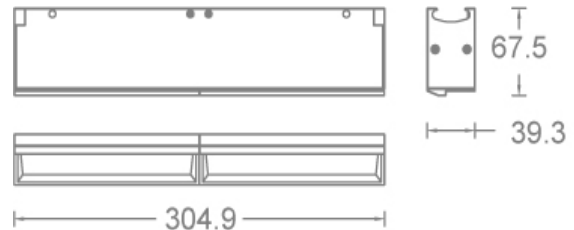
PROJECT:

TYPE:

Product Image



Line Drawing



Product Description

LIGNE PRO embedded linear wall washing lamps, the use of aluminum lamp body, the appearance of simple atmosphere beautiful. Use LED light source, high light efficiency, high display. The original optical system is used to ensure that there is no dark area on the top of the wall, and the wall is washed evenly, and it has a good anti-glare effect. Mainly suitable for public space, commercial, office, display lighting and other lighting applications.

Product Features

- Body Material: Aluminum alloy die-cast lamp body
- Optical System: Lens
- Finish: Electrostatic powder spraying
- Adjustable Angle: /
- Accessories: As attached
- Certification: CCC
- IP Rating: IP20
- Insulation Level: Class II
- Operating Temperature: -20°C~40°C

Product Specifications

- Cut-out: □323mm*52mm
- Ceiling Thickness: 5mm~25mm
- Shielding Angle: /
- LED Type: High Power LED
- Source Lm: 2700K 2662lm; 3000K 2750lm
3500K 2860lm; 4000K 2970lm
- LED Lifetime: >50000h-L70 /B10-Ta25°C(LM-80/TM-21)
- CCT/ SDCM: 2700K/3000K/3500K/4000K, Ra90
- Color tolerance of light source: 3 SDCM
- Input: 220V~240V AC / 50Hz
- Dimming: ON-OFF/0-10V (must be tested for compatibility with the project site system in advance)
- Net Weight: 0.72Kg without packing

Order Model

Model	Comment	Power (W)	Driver	Beam	CCT	Reflector	Finish
OR140 R Recessed mounting 1 Series 40 Width	WL Wallwash Trimless	22 22W	E ON-OFF D 0-10V Dimming	W Wall Wash	27 2700K	B Black W White	WT White
					30 3000K		
					35 3500K		
					40 4000K		

Example: OR140WL-11E-W40BWT

Attachment

WAC Lighting
www.wacighting.com (US)
www.wacighting.com.cn (China)

Headquarters
44 Harbor Park Drive • Port Washington, NY
Phone (516) 515.5000 • Fax (516) 515.5050

WAC Lighting(Shanghai)
14,Lane 299, Bi Sheng Road, Shanghai 201204,China
Phone (86.21) 3393.3558 • Fax (86.21) 3362.1598

WAC Lighting reserves the right to periodically design and update products.2024-02-23

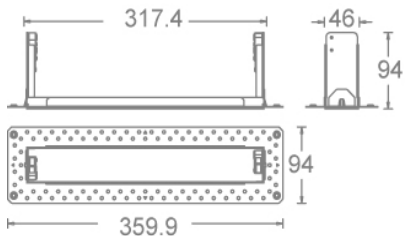
LIGNE PRO - MODEL:OR140WL-22

Linear Luminaires

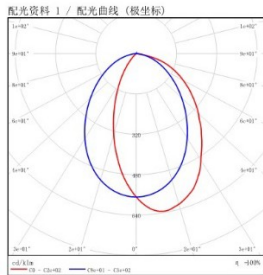
WAC

PROJECT:

TYPE:

Model number	specification	dimension
OR140DL-RC008	8 modules embedded	

LIGHT DISTRIBUTION@3000K LUMINAIRE DATA



MODEL: OR140WL-22E-W40BWT

BEAM ANGLE: /

POWER: 23.8W

LUMENS: 1467lm

CBCP: /

EFFICACY: 62lm/W

LIGNE PRO - MODEL:OR140WL-32

Linear Luminaires



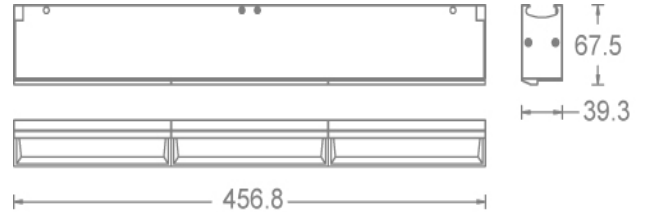
PROJECT:

TYPE:

Product Image



Line Drawing



Product Description

LIGNE PRO embedded linear wall washing lamps, the use of aluminum lamp body, the appearance of simple atmosphere beautiful. Use LED light source, high light efficiency, high display. The original optical system is used to ensure that there is no dark area on the top of the wall, and the wall is washed evenly, and it has a good anti-glare effect. Mainly suitable for public space, commercial, office, display lighting and other lighting applications.

Product Features

- Body Material: Aluminum alloy die-cast lamp body
- Optical System: Lens
- Finish: Electrostatic powder spraying
- Adjustable Angle: /
- Accessories: As attached
- Certification: CCC
- IP Rating: IP20
- Insulation Level: Class II
- Operating Temperature: -20°C~40°C

Product Specifications

- Cut-out: □473mm*52mm
- Ceiling Thickness: 5mm~25mm
- Shielding Angle: /
- LED Type: High Power LED
- Source Lm: 2700K 3872lm; 3000K 4000Lm
3500K 4160lm; 4000K 4320lm
- LED Lifetime: >50000h-L70 /B10-Ta25°C(LM-80/TM-21)
- CCT/ SDCM: 2700K/3000K/3500K/4000K, Ra90
- Color tolerance of light source: 3 SDCM
- Input: 220V~240V AC / 50Hz
- Dimming: ON-OFF/0-10V (must be tested for compatibility with the project site system in advance)
- Net Weight: 1.05Kg without packing

Order Model

Model	Comment	Power (W)	Driver	Beam	CCT	Reflector	Finish
OR140	WL Wallwash Trimless	32 32W	E ON-OFF	W Wall Wash	27 2700K	B Black	WT White
R Recessed mounting			D 0-10V		30 3000K	W White	
1 Series			Dimming		35 3500K		
40 Width					40 4000K		

Example: OR140WL-11E-W40BWT

LIGNE PRO - MODEL:OR140WL-32

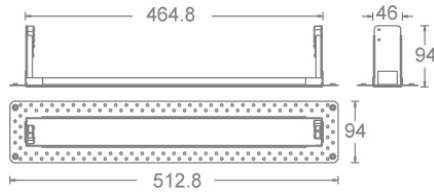
Linear Luminaires

WAC

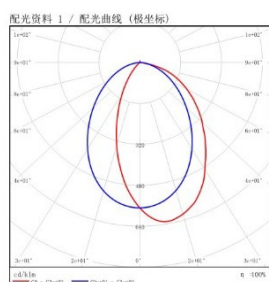
PROJECT:

TYPE:

Attachment

Model number	specification	dimension
OR140DL-RC012	12 modules embedded	

LIGHT DISTRIBUTION@3000K LUMINAIRE DATA



MODEL:	OR140WL-32E-W40BWT
BEAM ANGLE:	/
POWER:	35.5W
LUMENS:	2300lm
CBCP:	/
EFFICACY:	65lm/W