

# SLANA PRO - MODEL: ES3NC

Surface Mounted Luminaires

# WAC

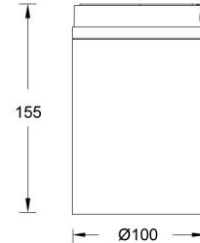
PROJECT :

TYPE :

## Product Image



## Line Drawing



## Product Description

The Slana Pro surface mounted tube lights are more decorative in building lighting, using ceiling and suspension installation. The exquisite and meticulous appearance and structural design, excellent optical performance, and flexible humanized accessories can bring users a perfect light environment experience. The lighting fixtures have angle adjustment function and are suitable for functional lighting in public high spaces.

## Product Features

- Body Material: Die cast aluminum end caps and lamp bodies
- Optical System: Lens
- Finish: Static electricity powder coating
- Adjustable Angle: Horizontal 355 °, vertical  $\pm 25^\circ$
- Accessories: /
- Certification: CCC
- IP Rating: IP65
- Insulation Level: Class I
- Operating Temperature:  $-20^\circ\text{C}\sim 50^\circ\text{C}$

## Product Specifications

- LED Type: COB
- LED Power: 13W (Max)
- Source Lm: 3000K 1560lm;4000K 1690lm
- LED Lifetime:  $>50000\text{h-L70/B10-Ta}25^\circ\text{C(LM-80/TM-21)}$
- CCT/CRI: 3000K / 4000K , Ra80
- SDCM: 3 SDCM
- Input: 220V/AC , 50/60Hz
- Dimming: ON-OFF
- Net Weight: 1.0Kg without packing

## Order Model

Model	Comment	Power (W)	LEDs (quantity)	Max Lumens (lm)	Control Systems	Beam	CCT	Reflector	Finish
ES3N	C Ceiling Mounted	13 13(Max)	COB	690	EL ON-OFF				
					220V AC Power Supply	1 13 °	30	B Black	WT
					DL 0-10V Dimming	2 20 °	3000K	S Specular	White
					220V AC Power Supply	3 30 °	40		
						4 40 °	4000K		

Example : ES3NC-13EL-130BWT

WAC Lighting  
www.waclighting.com (US)  
www.waclighting.com.cn (China)

Headquarters  
44 Harbor Park Drive • Port Washington, NY  
Phone (516) 515.5000 • Fax (516) 515.5050

WAC Lighting(Shanghai)  
14,Lane 299, Bi Sheng Road, Shanghai 201204,China  
Phone (86.21) 3393.3558 • Fax (86.21) 3362.1598

WAC Lighting reserves the right to periodically design and update products.2024-03-06

# SLANA PRO - MODEL: ES3NC

Surface Mounted Luminaires

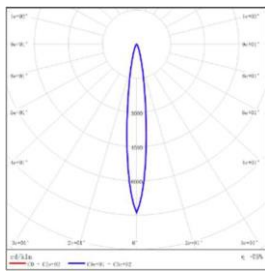
# WAC

PROJECT :

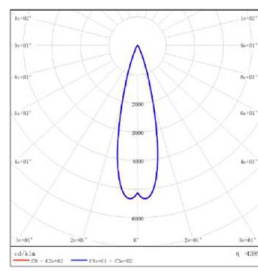
TYPE :

Accessories

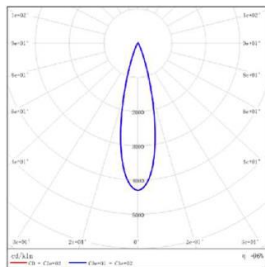
## LIGHT DISTRIBUTION@3000K LUMINAIRE DATA



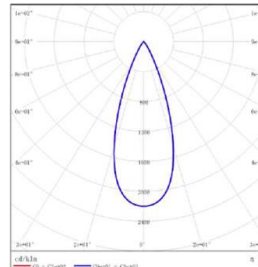
**MODEL :** ES3NC-13EL-130SWT  
**BEAM ANGLE :** 13 °  
**POWER :** 14.9W  
**LUMENS :** 799.4 lm  
**CBCP :** /  
**EFFICACY :** 53.4 lm /W



**MODEL :** ES3NC-13EL-230SWT  
**BEAM ANGLE :** 20 °  
**POWER :** 15.2W  
**LUMENS :** 906 lm  
**CBCP :** /  
**EFFICACY :** 59.6 lm /W



**MODEL :** ES3NC-13EL-330SWT  
**BEAM ANGLE :** 30 °  
**POWER :** 15.26W  
**LUMENS :** 911 lm  
**CBCP :** /  
**EFFICACY :** 59.7 lm /W



**MODEL :** ES3NC-13EL-430SWT  
**BEAM ANGLE :** 40 °  
**POWER :** 15.1W  
**LUMENS :** 856 lm  
**CBCP :** /  
**EFFICACY :** 56.8 lm /W

# SLANA PRO - MODEL: ES3SC

Surface Mounted Luminaires

# WAC

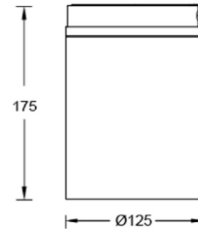
PROJECT :

TYPE :

## Product Image



## Line Drawing



## Product Description

The Slana Pro surface mounted tube lights are more decorative in building lighting, using ceiling and suspension installation. The exquisite and meticulous appearance and structural design, excellent optical performance, and flexible humanized accessories can bring users a perfect light environment experience. The lighting fixtures have angle adjustment function and are suitable for functional lighting in public high spaces.

## Product Features

- Body Material: Die cast aluminum end caps and lamp bodies
- Optical System: Lens
- Finish: Static electricity powder coating
- Adjustable Angle: Horizontal 355 °; vertical ±25 °
- Accessories: /
- Certification: CCC
- IP Rating: IP65
- Insulation Level: Class I
- Operating Temperature: -20°C~50°C

## Product Specifications

- LED Type: COB
- LED Power: 18W (Max)
- Source Lm: 3000K 2160lm;4000K 2340lm
- LED Lifetime: >50000h-L70 /B10-Ta25°C(LM-80/TM-21)
- CCT/CRI: 3000K / 4000K , Ra80
- SDCM: 3 SDCM
- Input: 220V/AC , 50/60Hz
- Dimming: ON-OFF/0-10V
- Net Weight: 1.0Kg without packing

## Order Model

Model	Comment	Power (W)	LEDs (quantity)	Max Lumens (lm)	Control Systems	Beam	CCT	Reflector	Finish
ES3S	C Ceiling Mounted	18 18(Max)	COB	1500	EL ON-OFF	1 19 °	30	B Black S Specular	WT White
					220V AC Power Supply	2 26 °			
					DL 0-10V Dimming	3 38 °	40		
					220V AC Power Supply	5 52 °	4000K		

Example : ES3SC-18EL-130BWT

# SLANA PRO - MODEL: ES3SC

Surface Mounted Luminaires

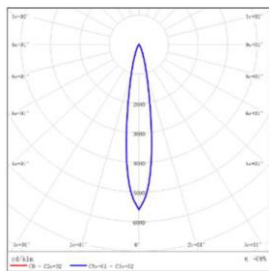
# WAC

PROJECT :

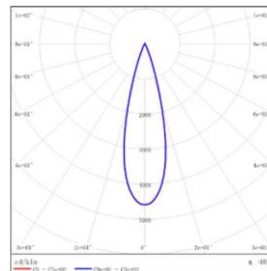
TYPE :

Accessories

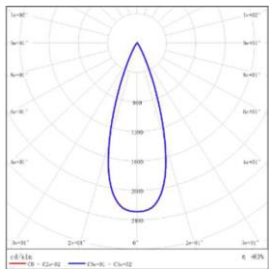
## LIGHT DISTRIBUTION@3000K LUMINAIRE DATA



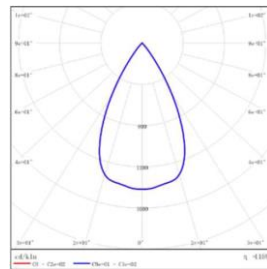
**MODEL :** ES3SC-18EL-130BWT  
**BEAM ANGLE :** 19 °  
**POWER :** 19.1W  
**LUMENS :** 1599 lm  
**CBCP :** /  
**EFFICACY :** 83.5 lm /W



**MODEL :** ES3SC-18EL-230BWT  
**BEAM ANGLE :** 26 °  
**POWER :** 19.1W  
**LUMENS :** 1656 lm  
**CBCP :** /  
**EFFICACY :** 88.8 lm /W



**MODEL :** ES3SC-18EL-330BWT  
**BEAM ANGLE :** 38 °  
**POWER :** 19.1W  
**LUMENS :** 1699 lm  
**CBCP :** /  
**EFFICACY :** 88.9 lm /W



**MODEL :** ES3SC-18EL-530BWT  
**BEAM ANGLE :** 52 °  
**POWER :** 19.2W  
**LUMENS :** 1592 lm  
**CBCP :** /  
**EFFICACY :** 82.8 lm /W

# SLANA PRO - MODEL: ES3MC

Surface Mounted Luminaires

# WAC

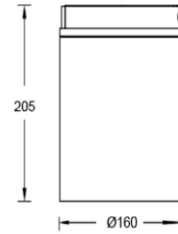
PROJECT :

TYPE :

## Product Image



## Line Drawing



## Product Description

The Slana Pro surface mounted tube lights are more decorative in building lighting, using ceiling and suspension installation. The exquisite and meticulous appearance and structural design, excellent optical performance, and flexible humanized accessories can bring users a perfect light environment experience. The lighting fixtures have angle adjustment function and are suitable for functional lighting in public high spaces.

## Product Features

- Body Material: Die cast aluminum end caps and lamp bodies
- Optical System: Lens
- Finish: Static electricity powder coating
- Adjustable Angle: Horizontal 355 °; vertical ±25 °
- Accessories: /
- Certification: CCC
- IP Rating: IP65
- Insulation Level: Class I
- Operating Temperature: -20°C~50°C

## Product Specifications

- LED Type: COB
- LED Power: 33W (Max)
- Source Lm: 3000K 4180lm ; 4000K 4318lm
- LED Lifetime: >50000h-L70 /B10-Ta25°C(LM-80/TM-21)
- CCT/CRI: 3000K / 4000K , Ra80
- SDCM: 3 SDCM
- Input: 220V/AC , 50/60Hz
- Dimming: ON-OFF/0-10V (Conduct compatibility testing in advance)
- Net Weight: 2.5Kg without packing

## Order Model

Model	Comment	Power (W)	LEDs (quantity)	Max Lumens (lm)	Control Systems	Beam	CCT	Reflector	Finish
ES3M	C Ceiling Mounted	33 33(Max)	COB	2500	EL ON-OFF	1 19 °	30	B Black S Specular	WT White
					220V AC Power Supply	2 26 °			
					DL 0-10V Dimming	3 38 °	40		
					220V AC Power Supply	5 52 °	4000K		

Example : ES3MC-33EL-130BWT

# SLANA PRO - MODEL: ES3MC

## Surface Mounted Luminaires

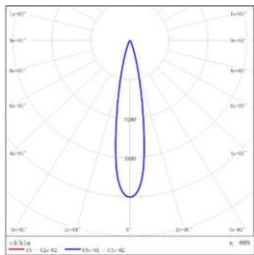
# WAC

PROJECT :

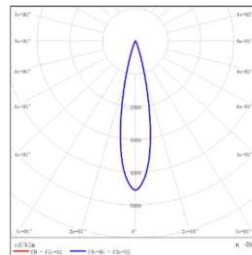
TYPE :

Accessories

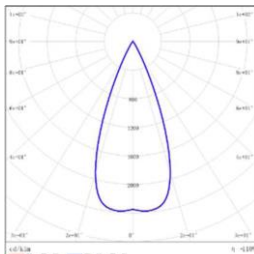
### LIGHT DISTRIBUTION@3000K LUMINAIRE DATA



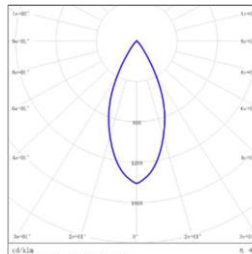
**MODEL :** ES3MC-33EL-130SWT  
**BEAM ANGLE :** 19°  
**POWER :** 37.2W  
**LUMENS :** 3550 lm  
**CBCP :** /  
**EFFICACY :** 95.4 lm /W



**MODEL :** ES3MC-33EL-230SWT  
**BEAM ANGLE :** 26°  
**POWER :** 37.3W  
**LUMENS :** 3498 lm  
**CBCP :** /  
**EFFICACY :** 93.6 lm /W



**MODEL :** ES3MC-33EL-330SWT  
**BEAM ANGLE :** 38°  
**POWER :** 37.5W  
**LUMENS :** 3694 lm  
**CBCP :** /  
**EFFICACY :** 98.6 lm /W



**MODEL :** ES3MC-33EL-530SWT  
**BEAM ANGLE :** 52°  
**POWER :** 37.1W  
**LUMENS :** 3329 lm  
**CBCP :** /  
**EFFICACY :** 89.7 lm /W