

SLANA PRO FIX - MODEL: ES3N

Surface Mounted Luminaires

WAC

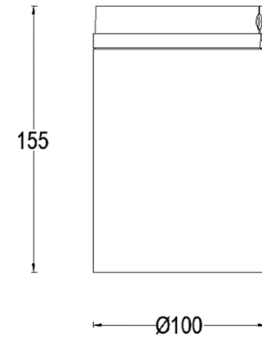
PROJECT:

TYPE:

Product Image



Line Drawing



Product Description

Slana Pro Fix lower lighting tube lamp features a delicate and concise overall design, with a delicate and detailed appearance and structure. It is installed on the ceiling and suspended by a rod. Excellent optical performance, more decorative in building lighting, mainly suitable for functional lighting in public high-altitude.

Product Features

- Body Material: Aluminum extruded lamp body
- Optical System: Lens
- Finish: Static electricity powder coating
- Adjustable Angle: /
- Accessories: /
- Certification:CCC
- IP Rating: IP65
- Insulation Level:Class I
- Operating Temperature: -20°C~50°C

Product Specifications

- LED Type: COB
- Light source power :25W (Max)
- Luminous flux:3000K 3154lm;
- LED Lifetime: >50000h-L70 /B10-Ta25°C(LM-80/TM-21)
- CCT/CRI: 3000K/ 4000K , Ra90
- SDCM: 3 SDCM
- Input: 220V/AC, 50/60Hz
- Dimming: ON-OFF / 0-10V Dimming
- Net Weight: 2.5Kg, without packing

Order Model

Model	Comment	Power (W)	LEDs (quantity)	Max Lumens (lm)	Control Systems	Beam	CCT	Reflector	Finish
ES3N	F Fixed	25 25W(Max)	COB	2628	EL ON-OFF	1 19°	30 3000K	B Black	WT White
					220V AC Power Supply	2 26°			
					DL 0-10V Dimming	3 38°			
					220V AC Power Supply	4 40°			
						5 52°			
						4000K	S Specular		

Example: ES3NF-25EL-130BWT

SLANA PRO FIX - MODEL: ES3N

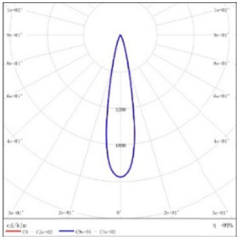
Surface Mounted Luminaires



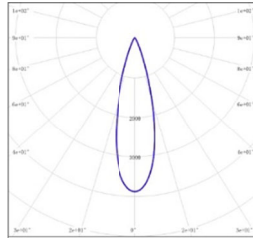
PROJECT:

TYPE:

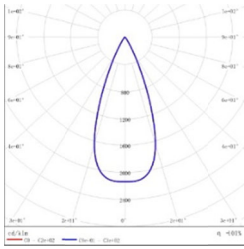
LIGHT DISTRIBUTION@3000K LUMINAIRE DATA



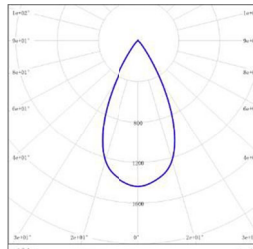
MODEL:	ES3NF-25DL-130SWT
BEAM ANGLE:	19°
POWER:	30.4W
LUMENS:	2383lm
CBCP:	14911cd
EFFICACY:	78.5lm/W



MODEL:	ES3NF-25DL-230SWT
BEAM ANGLE:	26°
POWER:	30.2W
LUMENS:	2628lm
CBCP:	11553cd
EFFICACY:	86.9lm/W



MODEL:	ES3NF-25DL-330SWT
BEAM ANGLE:	38°
POWER:	30.5W
LUMENS:	2604lm
CBCP:	5563cd
EFFICACY:	85.3lm/W



MODEL:	ES3NF-25DL-530SWT
BEAM ANGLE:	52°
POWER:	30.6W
LUMENS:	2455lm
CBCP:	3549cd
EFFICACY:	80.3lm/W

SLANA PRO FIX - MODEL: ES3S

Surface Mounted Luminaires

WAC

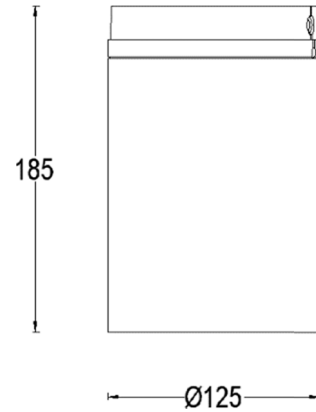
PROJECT:

TYPE:

Product Image



Line Drawing



Product Description

Slana Pro Fix lower lighting tube lamp features a delicate and concise overall design, with a delicate and detailed appearance and structure. It is installed on the ceiling and suspended by a rod. Excellent optical performance, more decorative in building lighting, mainly suitable for functional lighting in public high-altitude.

Product Features

- Body Material: Aluminum extruded lamp body
- Optical System: Lens
- Finish: Static electricity powder coating
- Adjustable Angle: /
- Accessories: /
- Certification: CCC
- IP Rating: IP65
- Insulation Level: Class I
- Operating Temperature: -20°C~50°C

Product Specifications

- LED Type: COB
- Light source power :33W (Max)
- Luminous flux:3000K 4416lm;
- LED Lifetime: >50000h-L70 /B10-Ta25°C(LM-80/TM-21)
- CCT/CRI: 3000K/ 4000K , Ra90
- SDCM: 3 SDCM
- Input: 220V/AC, 50/60Hz
- Dimming: ON-OFF / 0-10V Dimming
- Net Weight: 3.5Kg, without packing

Order Model

Model	Comment	Power (W)	LEDs (quantity)	Max Lumens (lm)	Control Systems	Beam	CCT	Reflector	Finish
ES3S	F Fixed	33 33W(Max)	COB	3680	EL ON-OFF	1 19°	30	B	WT White
					220V AC Power Supply	2 26°	3000K	Black	
					DL 0-10V Dimming	3 38°	40	S	
					220V AC Power Supply	5 52°	4000K	Specular	

Example: ES3SF-33EL-130BWT

WAC Lighting
www.waclighting.com (US)
www.waclighting.com.cn (China)

Headquarters
44 Harbor Park Drive • Port Washington, NY
Phone (516) 515.5000 • Fax (516) 515.5050

WAC Lighting Technology (Shanghai) Co., Ltd
14, Lane 299, Bi Sheng Road, Shanghai 201204
Phone (86.21) 3393.3558 • Fax (86.21) 3362.1598

WAC Lighting reserves the right to periodically design and update products. 2024-04-22

SLANA PRO FIX - MODEL: ES3S

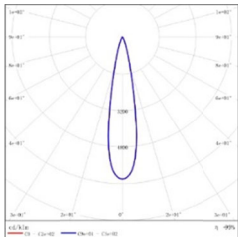
Surface Mounted Luminaires

WAC

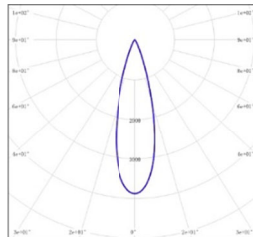
PROJECT:

TYPE:

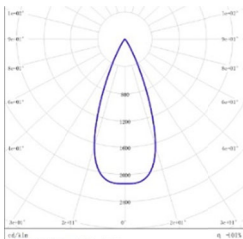
LIGHT DISTRIBUTION@3000K LUMINAIRE DATA



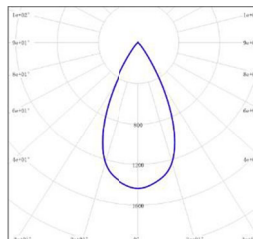
MODEL:	ES3SF-33DL-130SWT
BEAM ANGLE:	19°
POWER:	36.6W
LUMENS:	3515lm
CBCP:	22512cd
EFFICACY:	96.1lm/W



MODEL:	ES3SF-33DL-230SWT
BEAM ANGLE:	26°
POWER:	36.5W
LUMENS:	3446lm
CBCP:	13821cd
EFFICACY:	94.5lm/W



MODEL:	ES3SF-33DL-330SWT
BEAM ANGLE:	38°
POWER:	36.7W
LUMENS:	3680lm
CBCP:	9211cd
EFFICACY:	100.2m/W



MODEL:	ES3SF-33DL-530SWT
BEAM ANGLE:	52°
POWER:	37.0W
LUMENS:	3450lm
CBCP:	5126cd
EFFICACY:	93.1lm/W

SLANA PRO FIX - MODEL: ES3M

Surface Mounted Luminaires

WAC

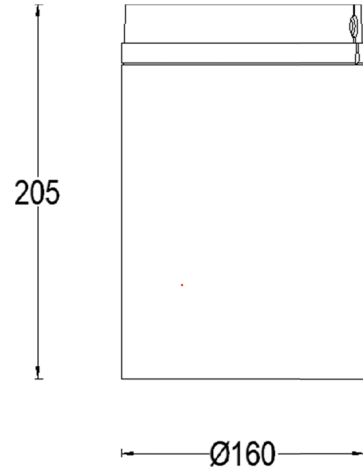
PROJECT:

TYPE:

Product Image



Line Drawing



Product Description

Slana Pro Fix lower lighting tube lamp features a delicate and concise overall design, with a delicate and detailed appearance and structure. It is installed on the ceiling and suspended by a rod. Excellent optical performance, more decorative in building lighting, mainly suitable for functional lighting in public high-altitude.

Product Features

- Body Material: Aluminum extruded lamp body
- Optical System: Lens
- Finish: Static electricity powder coating
- Adjustable Angle: /
- Accessories: /
- Certification:CCC
- IP Rating: IP65
- Insulation Level:Class I
- Operating Temperature: -20°C~50°C

Product Specifications

- LED Type: COB
- Light source power :43W (Max)
- Luminous flux:3000K 5220lm;
- LED Lifetime: >50000h-L70 /B10-Ta25°C(LM-80/TM-21)
- CCT/CRI: 3000K/ 4000K , Ra90
- SDCM: 3 SDCM
- Input: 220V/AC, 50/60Hz
- Dimming: ON-OFF / 0-10V Dimming
- Net Weight: 5.0Kg, without packing

Order Model

Model	Comment	Power (W)	LEDs (quantity)	Max Lumens (lm)	Control Systems	Beam	CCT	Reflector	Finish
ES3M	F Fixed	43 43W(Max)	COB	4350	EL ON-OFF	1 15°	30	B	WT
					220V AC Power Supply	2 24°			
					DL 0-10V Dimming	3 36°	40	S	
					220V AC Power Supply	5 50°	4000K		

Example: ES3MF-43EL-130BWT

WAC Lighting
www.waclighting.com (US)
www.waclighting.com.cn (China)

Headquarters
44 Harbor Park Drive • Port Washington, NY
Phone (516) 515.5000 • Fax (516) 515.5050

WAC Lighting Technology (Shanghai) Co., Ltd
14, Lane 299, Bi Sheng Road, Shanghai 201204
Phone (86.21) 3393.3558 • Fax (86.21) 3362.1598

WAC Lighting reserves the right to periodically design and update products.2024-04-22

SLANA PRO FIX - MODEL: ES3M

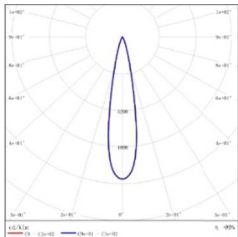
Surface Mounted Luminaires

WAC

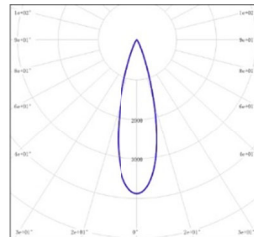
PROJECT:

TYPE:

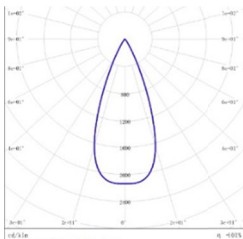
LIGHT DISTRIBUTION@3000K LUMINAIRE DATA



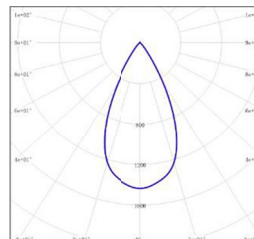
MODEL:	ES3MF-43DL-130SWT
BEAM ANGLE:	15°
POWER:	48.3W
LUMENS:	3400lm
CBCP:	37201cd
EFFICACY:	70.4lm/W



MODEL:	ES3MF-43DL-230SWT
BEAM ANGLE:	24°
POWER:	50.4W
LUMENS:	4252lm
CBCP:	23872cd
EFFICACY:	84.3lm/W



MODEL:	ES3MF-43DL-330SWT
BEAM ANGLE:	36°
POWER:	50.3W
LUMENS:	4349lm
CBCP:	10515cd
EFFICACY:	86.5lm/W



MODEL:	ES3MF-43DL-530SWT
BEAM ANGLE:	50°
POWER:	50.2W
LUMENS:	4350lm
CBCP:	7001cd
EFFICACY:	86.6lm/W