

# MINI FLOOD II COLOR CHANGING

Linear Luminaires

# WAC LIGHTING

Responsible Lighting®

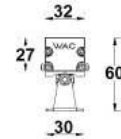
PROJECT :

TYPE :

## Product Image



## Line Drawing



## Product Description

The Beacon Mini Flood II series lamps are equipped with high-quality chips with strong light efficiency and long lifespan, as well as lenses with unique optical performance. Combined with equidistant layout design, they ensure uniform light output. IP66 waterproof rating and DMX512 dimming control, Mini Flood II series lamps come out from the bottom, meeting the requirements of LEED outdoor lighting power consumption design.

## Product Features

- Body Material: Al extruded, al alloy die-casting
- Optical System: Lens
- Finish: Electrostatic powder spraying
- Adjustable Angle: /
- Accessories: Rotating bracket, adjustable angle +/- 89°
- Certification: CQC
- IP Rating: IP66
- Insulation Level: Class III
- Operating Temperature: -20°C ~ 50°C

## Product Specifications

- LED TYPE: SMD
- Source power: 10.8W Max/500mm
- Source Lm: RGBW
- LED Lifetime: >50000h-L70 /B10-Ta25°C (LM-80/TM-21)
- CCT/CRI: 3000K/4000K/6000K, Ra80
- SDCM: 5 SDCM
- Input: 24V DC
- Dimming: DMX512
- Net Weight: 0.8Kg without packing

## Order Model

Model	Length (mm)	Power (W)	LEDs (quantity)	Max Lumens (lm)	Control Systems	Beam	CCT	Finish
ELF405-12	500	12(Max)	12	372	MT DMX512 Dimming 24V DC Power Supply	2 22° 3 31° 5 50° F 28° x44°	F30 RGBW (3000K) F40 RGBW (4000K) F60 RGBW (6000K)	BK Black

Example : ELF405-12MT-2F30BK

# MINI FLOOD II COLOR CHANGING

Linear Luminaires


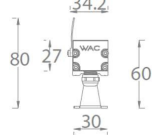

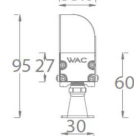








# WAC LIGHTING

Responsible Lighting®

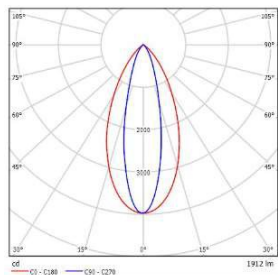
PROJECT :

TYPE :

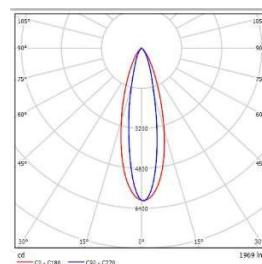
## Accessory

Item	Description	Pic	Mounting	Quantity Suggested
ELF3-CB050-BK	Cover 500mm			
ELF3-GB050-BK	Grilling 500mm			
ELC3-PC-CT002F	Female power connector			1 pc per 4m
ELC3-PC-CT002M	Male power connector			1 pc per 4m
ELC3-SC-CT002F	Female signal connector			1 pc per 32m
ELC3-SC-CT002M	Male signal connector			1 pc per 32m

## LIGHT DISTRIBUTION@3000K LUMINAIRE DATA



MODEL : ELF405-12MT-FF30BK  
 BEAM ANGLE : 28°\*44°  
 POWER : 12W/500mm  
 LUMENS : 312lm  
 CBCP : /  
 EFFICACY : 26lm/W



MODEL : ELF405-12MT-2F30BK  
 BEAM ANGLE : 22°  
 POWER : 12W/500mm  
 LUMENS : 360lm  
 CBCP : /  
 EFFICACY : 30lm/W

# MINI FLOOD II COLOR CHANGING

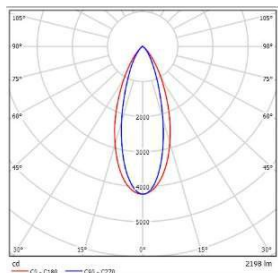
Linear Luminaires

# WAC LIGHTING

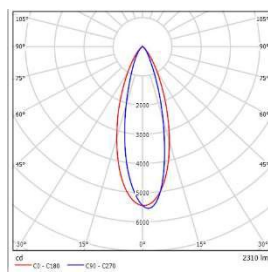
Responsible Lighting®

PROJECT :

TYPE :



**MODEL :** ELF405-12MT-3F30BK  
**BEAM ANGLE :** 31°  
**POWER :** 12W/500mm  
**LUMENS :** 372lm  
**CBCP :** /  
**EFFICACY :** 31lm/W



**MODEL :** ELF405-12MT-5F30BK  
**BEAM ANGLE :** 50°  
**POWER :** 12W/500mm  
**LUMENS :** 300lm  
**CBCP :** /  
**EFFICACY :** 25lm/W

# MINI FLOOD II COLOR CHANGING

Linear Luminaires

# WAC LIGHTING

Responsible Lighting®

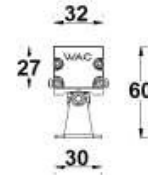
PROJECT :

TYPE :

## Product Image



## Line Drawing



## Product Description

The Beacon Mini Flood II series lamps are equipped with high-quality chips with strong light efficiency and long lifespan, as well as lenses with unique optical performance. Combined with equidistant layout design, they ensure uniform light output. IP66 waterproof rating and DMX512 dimming control, Mini Flood II series lamps come out from the bottom, meeting the requirements of LEED outdoor lighting power consumption design.

## Product Features

- Body Material: Al extruded, al alloy die-casting
- Optical System: Lens
- Finish: Electrostatic powder spraying
- Adjustable Angle: /
- Accessories: Rotating bracket, adjustable angle+/-89°
- Certification: CQC
- IP Rating: IP66
- Insulation Level: Class III
- Operating Temperature: -20°C~50°C

## Product Specifications

- LED TYPE: SMD
- Light source power: 21.6W Max/1000mm
- Source Lm: RGBW
- LED Lifetime: >50000h-L70 /B10-Ta25°C (LM-80/TM-21)
- CCT/CRI: 3000K/4000K/6000K,Ra80
- SDCM: 5 SDCM
- Input: 24V DC
- Dimming: DMX512
- Net Weight: 1.5Kg without packing

## Order Model

Model	Length (mm)	Power (W)	LEDs (quantity)	Max Lumens (lm)	Control Systems	Beam	CCT	Finish
ELF410-24	1000	24(Max)	24	746	MT DMX512 Dimming 24V DC Power Supply	2 22° 3 31° 5 50° F 28° x44°	F30 RGBW (3000K) F40 RGBW (4000K) F60 RGBW (6000K)	BK Black

Example : ELF410-24MT-2F30BK

# MINI FLOOD II COLOR CHANGING

Linear Luminaires


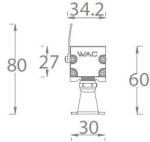

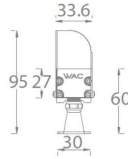








# WAC LIGHTING

Responsible Lighting®

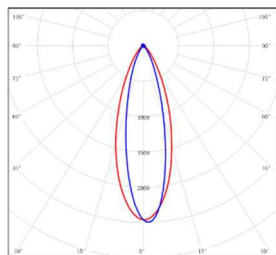
PROJECT :

TYPE :

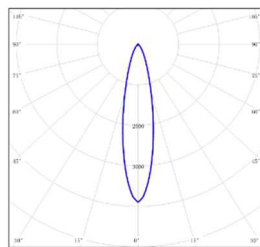
## Accessory

Item	Description	Pic	Mounting	Quantity Suggested
ELF3-CB100-BK	Cover 1000mm			
ELF3-GB100-BK	Grilling 1000mm			
ELC3-PC-CT002F	Female power connector			1 pc per 4m
ELC3-PC-CT002M	Male power connector			1 pc per 4m
ELC3-SC-CT002F	Female signal connector			1 pc per 32m
ELC3-SC-CT002M	Male signal connector			1 pc per 32m

## LIGHT DISTRIBUTION@3000K LUMINAIRE DATA



**MODEL :** ELF410-24MT-FF30BK  
**BEAM ANGLE :** 28°\*44°  
**POWER :** 24W/1000mm  
**LUMENS :** 627lm  
**CBCP :** /  
**EFFICACY :** 26lm/W



**MODEL :** ELF410-24MT-2F30BK  
**BEAM ANGLE :** 22°  
**POWER :** 24W/1000mm  
**LUMENS :** 720.5lm  
**CBCP :** /  
**EFFICACY :** 30lm/W

# MINI FLOOD II COLOR CHANGING

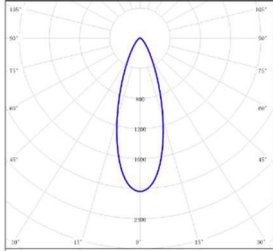
Linear Luminaires

# WAC LIGHTING

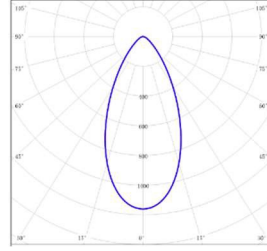
Responsible Lighting®

PROJECT :

TYPE :



**MODEL :** ELF410-24MT-3F30BK  
**BEAM ANGLE :** 31°  
**POWER :** 24W/1000mm  
**LUMENS :** 746lm  
**CBCP :** /  
**EFFICACY :** 31lm/W



**MODEL :** ELF410-24MT-5F30BK  
**BEAM ANGLE :** 50°  
**POWER :** 24W/1000mm  
**LUMENS :** 558lm  
**CBCP :** /  
**EFFICACY :** 24.4lm/W