

# ACCENT C3 -MODEL: ELC303

Linear Luminaires

# WAC

PROJECT:

TYPE:

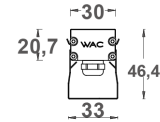
## Product Image



## Line Drawing



253MM



## Product Description

The Accent series lighting fixtures use high light efficiency and long lifespan light sources, with an evenly spaced layout design to ensure uniform light output and no shadows. Accent linear lighting fixtures meet the requirements of LED outdoor lighting power consumption design, and their clean and lightweight appearance ensures easy assembly to the exterior wall. Accent lighting fixtures are equipped with flexible cables, allowing for free selection of side or bottom outlets to meet project requirements. The lighting fixtures support DMX512 dimming control with automatic addressing function; The protection level of IP66 for the entire lamp can be widely used in various building lighting, etc.

## Product Features

- Body Material: Aluminum extruded lamp body, aluminum die cast end cover
- Optical System: /
- Finish: Static electricity powder coating
- Adjustable Angle: /
- Accessories: Stainless steel fixed bracket
- Certification: CQC
- IP Rating: IP66
- Insulation Level: Class III
- Operating Temperature: -20°C~50°C

## Product Specifications

- LED Type: SMD
- LED Power: 2.4W (Max) /253mm
- Source Lm: 2700K 336lm; 3000K 336 lm; 4000k 360 lm
- LED Lifetime: >50000h-L70 /B10-Ta25°C(LM-80/TM-21)
- CCT/CRI: 2700K, Ra80/ 3000K, Ra80/ 4000K, Ra80 / RGB /RGBW
- SDCM: 3 SDCM (Mono)
- Input: 24V/DC
- Dimming: ON-OFF / DMX512
- Net Weight: 0.6Kg without packing

## Order Model

Model	Length (mm)	Power (W)	LEDs (quantity)	Max Lumens (lm)	Control Systems	Beam	Phase Controller (m)	CCT	Finish
<b>ELC303-03</b>	253	3(Max)	12	190	ET ON-OFF 24V/DC Power Supply	A 120°	0 W/O Phase	27 2700K 30 3000K 40 4000K	BK Black

Example: ELC303-03ET-A027BK

# ACCENT C3 -MODEL: ELC303

Linear Luminaires

# WAC









PROJECT:

TYPE:

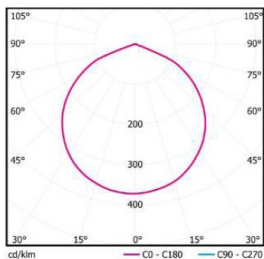
Model	Length (mm)	Power (W)	LEDs (quantity)	Max Lumens (lm)	Control Systems	Beam	Phase Controller	CCT	Finish
<b>ELC303-03</b>	253	3(Max)	12	190	MT DMX512 Dimming 24V/DC Power Supply	A 120°	1 1 Phase 4 4 Phase 8 8 Phase	27 2700K 30 3000K 40 4000K FC RGB FW RGBW	<b>BK</b> Black

Example: ELC303-03MT-A127BK

## Accessories

Item	Description	Pic	Mounting	Quantity Suggested
<b>ELC3-PC-CT002F</b>	Female power connector			1 pc per 8m
<b>ELC3-PC-CT002M</b>	Male power connector			1 pc per 8m
<b>ELC3-SC-CT002F</b>	Female signal connector			1 pc per 32m
<b>ELC3-SC-CT002M</b>	Male signal connector			1 pc per 32m

## LIGHT DISTRIBUTION@3000K LUMINAIRE DATA



<b>MODEL:</b>	ELC303-03MT-A130BK
<b>BEAM ANGLE:</b>	120°
<b>POWER:</b>	3W/253mm
<b>LUMENS:</b>	190lm
<b>CBCP:</b>	/
<b>EFFICACY:</b>	63lm/W

# ACCENT C3 -MODEL: ELC305

Linear Luminaires

# WAC

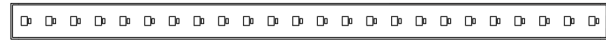
PROJECT:

TYPE:

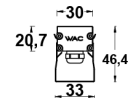
## Product Image



## Line Drawing



502MM



## Product Description

The Accent series lighting fixtures use high light efficiency and long lifespan light sources, with an evenly spaced layout design to ensure uniform light output and no shadows. Accent linear lighting fixtures meet the requirements of LED outdoor lighting power consumption design, and their clean and lightweight appearance ensures easy assembly to the exterior wall. Accent lighting fixtures are equipped with flexible cables, allowing for free selection of side or bottom outlets to meet project requirements. The lighting fixtures support DMX512 dimming control with automatic addressing function; The protection level of IP66 for the entire lamp can be widely used in various building lighting, etc.

## Product Features

- Body Material: Aluminum extruded lamp body, aluminum die cast end cover
- Optical System: /
- Finish: Static electricity powder coating
- Adjustable Angle: /
- Accessories: Stainless steel fixed bracket
- Certification: CQC
- IP Rating: IP66
- Insulation Level: Class III
- Operating Temperature: -20°C~50°C

## Product Specifications

- LED Type: SMD
- LED Power: 4.8W (Max) /502mm
- Source Lm: 2700K 672lm; 3000K 672lm; 4000k 720lm
- LED Lifetime: >50000h-L70 /B10-Ta25°C(LM-80/TM-21)
- CCT/CRI: 2700K, Ra80/ 3000K, Ra80 / 4000K, Ra80 / RGB /RGBW
- SDCM: 3 SDCM (Mono)
- Input: 24V/DC
- Dimming: ON-OFF / DMX512
- Net Weight: 1.0Kg without packing

## Order Model

Model	Length (mm)	Power (W)	LEDs (quantity)	Max Lumens (lm)	Control Systems	Beam	Phase Controller	CCT	Finish
<b>ELC305-06</b>	502	6(Max)	24	365	ET ON-OFF 24V/DC Power Supply	A 120°	0 W/O Phase	27 2700K 30 3000K 40 4000K	<b>BK</b> Black

Example: ELC305-06ET-A027BK

# ACCENT C3 -MODEL: ELC305

Linear Luminaires











PROJECT:

TYPE:

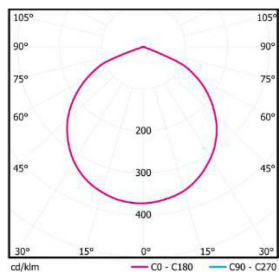
Model	Length (mm)	Power (W)	LEDs (quantity)	Max Lumens (lm)	Control Systems	Beam	Phase Controller	CCT	Finish
<b>ELC305-06</b>	502	6(Max)	24	365	MT DMX512 Dimming 24V/DC Power Supply	A 120°	1 1 Phase 4 4 Phase 8 8 Phase	27 2700K 30 3000K 40 4000K FC RGB FW RGBW	<b>BK</b> Black

Example: ELC305-06MT-A127BK

## Accessories

Item	Description	Pic	Mounting	Quantity Suggested
<b>ELC3-PC-CT002F</b>	Female power connector			1 pc per 8m
<b>ELC3-PC-CT002M</b>	Male power connector			1 pc per 8m
<b>ELC3-SC-CT002F</b>	Female signal connector			1 pc per 32m
<b>ELC3-SC-CT002M</b>	Male signal connector			1 pc per 32m

## LIGHT DISTRIBUTION@3000K LUMINAIRE DATA



<b>MODEL:</b>	ELC305-06MT-A130BK
<b>BEAM ANGLE:</b>	120°
<b>POWER:</b>	6W/502mm
<b>LUMENS:</b>	365lm
<b>CBCP:</b>	/
<b>EFFICACY:</b>	60.8lm/W

# ACCENT C3 -MODEL: ELC310

Linear Luminaires



PROJECT:

TYPE:

## Product Image



## Line Drawing



## Product Description

The Accent series lighting fixtures use high light efficiency and long lifespan light sources, with an evenly spaced layout design to ensure uniform light output and no shadows. Accent linear lighting fixtures meet the requirements of LED outdoor lighting power consumption design, and their clean and lightweight appearance ensures easy assembly to the exterior wall. Accent lighting fixtures are equipped with flexible cables, allowing for free selection of side or bottom outlets to meet project requirements. The lighting fixtures support DMX512 dimming control with automatic addressing function; The protection level of IP66 for the entire lamp can be widely used in various building lighting, etc.

## Product Features

- Body Material: Aluminum extruded lamp body, aluminum die cast end cover
- Optical System: /
- Finish: Static electricity powder coating
- Adjustable Angle: /
- Accessories: Stainless steel fixed bracket
- Certification: CQC
- IP Rating: IP66
- Insulation Level: Class III
- Operating Temperature: -20°C~50°C

## Product Specifications

- LED Type: SMD
- LED Power: 9.6W (Max) /1000mm
- Source Lm: 2700K 1344lm; 3000K 1344lm; 4000k 1440lm
- LED Lifetime: >50000h-L70 /B10-Ta25°C(LM-80/TM-21)
- CCT/CRI: 2700K, Ra80/ 3000K, Ra80 / 4000K, Ra80 / RGB /RGBW
- SDCM: 3 SDCM (Mono)
- Input: 24V/DC
- Dimming: ON-OFF/ DMX512
- Net Weight: 1.8Kg without packing

## Order Model

Model	Length (mm)	Power (W)	LEDs (quantity)	Max Lumens (lm)	Control Systems	Beam	Phase Controller	CCT	Finish
<b>ELC310-12</b>	1000	12(Max)	48	721	ET ON-OFF 24V/DC Power Supply	A 120°	0 W/O Phase	27 2700K 30 3000K 40 4000K	<b>BK</b> Black

Example: ELC310-12ET-A027BK

# ACCENT C3 -MODEL: ELC310

Linear Luminaires











PROJECT:

TYPE:

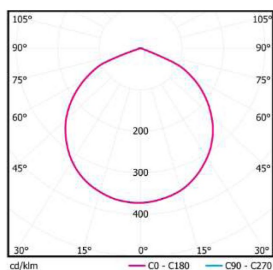
Model	Length (mm)	Power (W)	LEDs (quantity)	Max Lumens (lm)	Control Systems	Beam	Phase Controller	CCT	Finish
<b>ELC310-12</b>	1000	12(Max)	48	721	MT DMX512 Dimming 24V/DC Power Supply	A 120°	1 1 Phase 4 4 Phase 8 8 Phase	27 2700K 30 3000K 40 4000K FC RGB FW RGBW	<b>BK</b> Black

Example: ELC310-12MT-A127BK

## Accessories

Item	Description	Pic	Mounting	Quantity Suggested
<b>ELC3-PC-CT002F</b>	Female power connector			1 pc per 8m
<b>ELC3-PC-CT002M</b>	Male power connector			1 pc per 8m
<b>ELC3-SC-CT002F</b>	Female signal connector			1 pc per 32m
<b>ELC3-SC-CT002M</b>	Male signal connector			1 pc per 32m

## LIGHT DISTRIBUTION@3000K LUMINAIRE DATA



<b>MODEL:</b>	ELC310-12MT-A130BK
<b>BEAM ANGLE:</b>	120°
<b>POWER:</b>	12W/1000mm
<b>LUMENS:</b>	721lm
<b>CBCP:</b>	/
<b>EFFICACY:</b>	60lm/W